



HOLLYWOOD ROAD, CHELSEA, SW10

£3,500,000

Bedrooms	5
Bathrooms	3
Surface	2433 sqft
Tenure	Freehold
Outdoor Space	Garden
Parking	Residents Permit

EXCEPTIONAL FAMILY HOUSE IN THE HEART OF CHELSEA

An elegant white stucco fronted family home, recently refurbished to a high standard. The house, arranged over four floors, allows for exceptional entertaining space with flexible accommodation and a potential self-contained flat.

Flooded with light from front to back, the well-proportioned reception rooms have a long, uninterrupted view to the west.

There is a charming garden on the eastern facade with two balconies.

Hollywood Road is situated in Chelsea within the Boltons Conservation Area in close proximity to the cosmopolitan village atmosphere of the Fulham Road with its variety of restaurants, shops, fitness centres and a multiplex



SUSAN METCALFE
RESIDENTIAL

cinema.

Excellent access to schools, public transport, medical facilities and museums.

Features

Entrance Hall, Double Drawing Room, Sitting Room, Dining Room, 2 Kitchens, 5 Bedrooms, 3 Bathrooms, Walled Garden.



10 HOLLYWOOD ROAD CHELSEA SW10 9HY
020 7581 3349 www.susanmetcalfe.com info@susanmetcalfe.com





SUSAN METCALFE
RESIDENTIAL



10 HOLLYWOOD ROAD CHELSEA SW10 9HY
020 7581 3349 www.susanmetcalfe.com info@susanmetcalfe.com

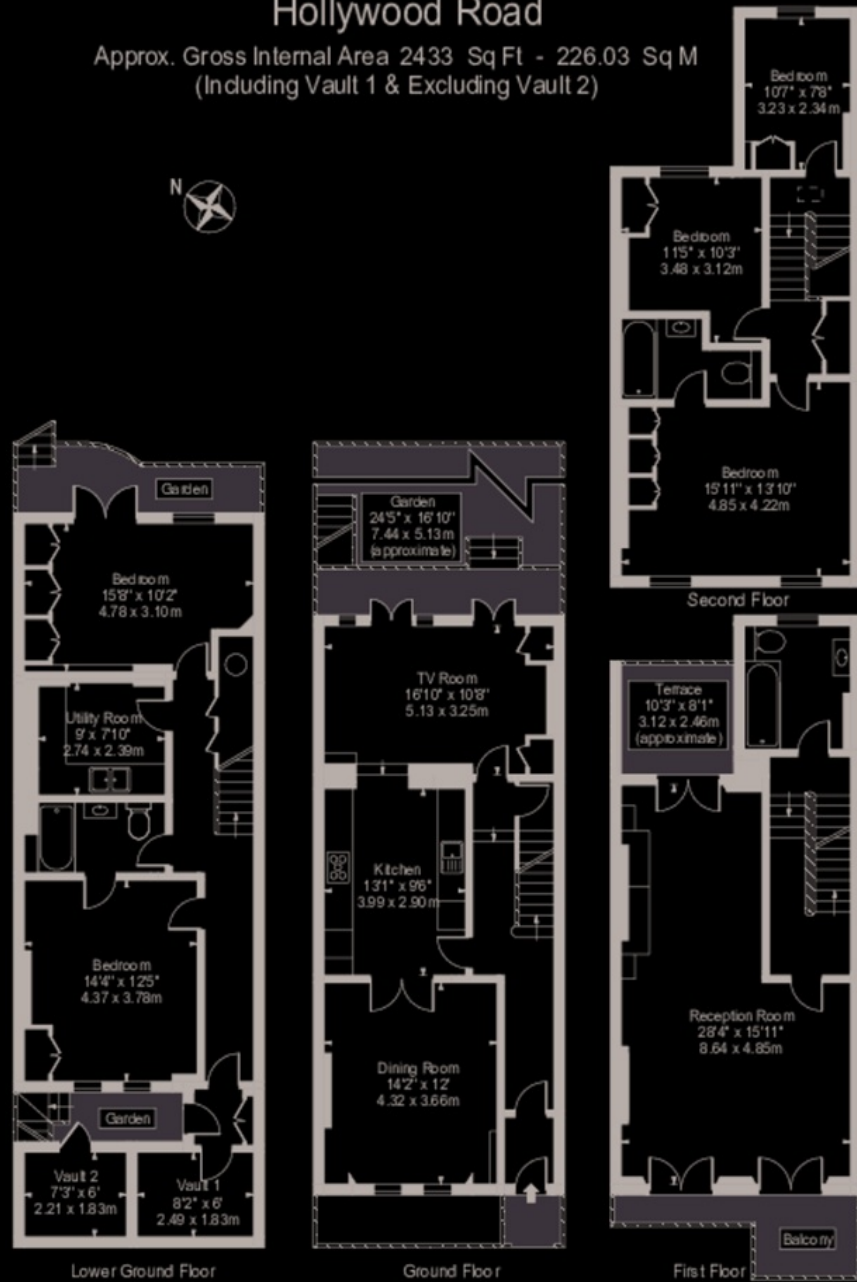




SUSAN METCALFE
RESIDENTIAL

Hollywood Road

Approx. Gross Internal Area 2433 Sq Ft - 226.03 Sq M
(Including Vault 1 & Excluding Vault 2)



For Illustration Purposes Only - Not To Scale

This floor plan should be used as a general outline for guidance only and does not constitute in whole or in part an offer or contract. Any intending purchaser or lessee should satisfy themselves by inspection, searches, enquiries and full survey as to the correctness of each statement. Any areas, measurements or distances quoted are approximate and should not be used to value a property or be the basis of any sale or let.

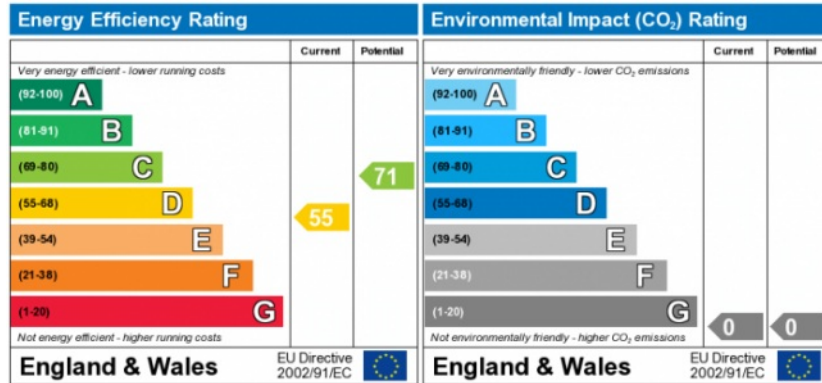
10 HOLLYWOOD ROAD CHELSEA SW10 9HY

020 7581 3349 www.susanmetcalfe.com info@susanmetcalfe.com



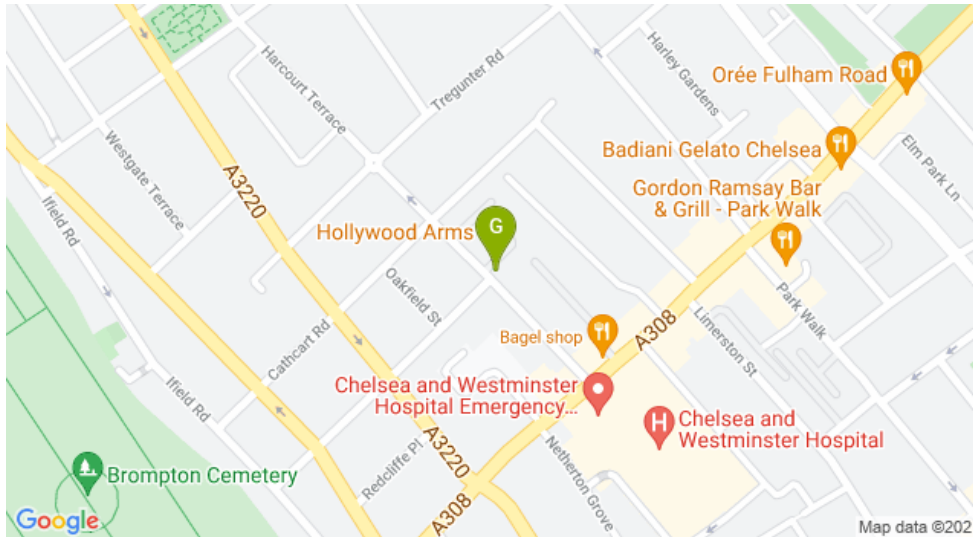


SUSAN METCALFE
RESIDENTIAL



The energy efficiency rating is a measure of the overall efficiency of a home. The higher the rating the more energy efficient the home is and the lower the fuel bills will be.

The environmental impact rating is a measure of a home's impact on the environment in terms of carbon dioxide (CO₂) emissions. The higher the rating the less impact it has on the environment.



IMPORTANT NOTICE

Susan Metcalfe Residential, their clients and any joint agents give notice that: 1: They are not authorised to make or give any representations or warranties in relation to the property either here or elsewhere, either on their own behalf or on behalf of their client or otherwise. They assume no responsibility for any statement that may be made in these particulars. These particulars do not form part of any offer or contract and must not be relied upon as statements or representations of fact. 2: Any areas, measurements or distances are approximate. The text, photographs and plans are for guidance only and are not necessarily comprehensive. It should not be assumed that the property has all necessary planning, building regulation or other consents and Susan Metcalfe Residential have not tested any services, equipment or facilities.

10 HOLLYWOOD ROAD CHELSEA SW10 9HY

020 7581 3349 www.susanmetcalfe.com info@susanmetcalfe.com

